



















































17 200m Freestyle Mixed Final

Official

Total

Rank	Competitor	Age	Club	RT	PTS	Result
1	 Kyle Barnes	31		0.70		2:04.95 Entry: 2:06.00 -1.05
	50m: 28.60 100m: 1:00.62 (32.02) 150m: 1:33.07 (32.45) 200m: 2:04.95 (31.88)					
2	 Jordan Mckay	34		0.79		2:19.52 Entry: 2:27.00 -7.48
	50m: 32.75 100m: 1:07.99 (35.24) 150m: 1:43.70 (35.71) 200m: 2:19.52 (35.82)					
3	 David Liversidge	48		0.91		2:20.15 Entry: 2:18.16 +1.99
	50m: 31.94 100m: 1:07.55 (35.61) 150m: 1:44.20 (36.65) 200m: 2:20.15 (35.95)					
4	 Tessa Field	32		0.73		2:29.17 Entry: 2:16.68 +12.49
	50m: 33.88 100m: 1:11.71 (37.83) 150m: 1:50.98 (39.27) 200m: 2:29.17 (38.19)					
5	 Janusz Kordons	61		0.52		2:31.06 Entry: 2:25.00 +6.06
	50m: 35.03 100m: 1:13.24 (38.21) 150m: 1:52.20 (38.96) 200m: 2:31.06 (38.86)					
6	 Michael Mckenz	67		0.86		2:32.30 Entry: 2:40.00 -7.70
	50m: 34.19 100m: 1:12.51 (38.32) 150m: 1:52.71 (40.20) 200m: 2:32.30 (39.59)					
7	 Lucy Happe	29		0.91		2:32.31 Entry: 2:40.00 -7.69
	50m: 34.48 100m: 1:13.02 (38.54) 150m: 1:53.20 (40.18) 200m: 2:32.31 (39.11)					
8	 Marco Troiani	57		0.96		2:32.70 Entry: 2:30.00 +2.70
	50m: 35.59 100m: 1:14.70 (39.11) 150m: 1:54.34 (39.64) 200m: 2:32.70 (38.36)					
9	 Kyla Steenhardt	48		0.85		2:39.73 Entry: 2:33.50 +6.23
	50m: 36.28 100m: 1:16.17 (39.89) 150m: 1:58.01 (41.84) 200m: 2:39.73 (41.72)					
10	 Stephen Clarke	72		0.84		2:41.07 Entry: 2:40.00 +1.07
	50m: 38.00 100m: 1:18.82 (40.82) 150m: 2:01.19 (42.37) 200m: 2:41.07 (39.88)					

11	 Anton Nadilo	56		0.74	2:41.92 Entry: 2:38.00	+3.92
	50m: 36.65 100m: 1:17.73 (41.08) 150m: 2:00.10 (42.37) 200m: 2:41.92 (41.82)					
12	 Ravi Suppiah	48		0.81	2:43.03 Entry: 2:23.45	+19.58
	50m: 35.89 100m: 1:17.14 (41.25) 150m: 1:59.83 (42.69) 200m: 2:43.03 (43.20)					
13	 Fayth Doherty	25		0.83	2:44.34 Entry: 2:50.00	-5.66
	50m: 38.69 100m: 1:21.00 (42.31) 150m: 2:03.62 (42.62) 200m: 2:44.34 (40.72)					
14	 Andrew Steven:	61		0.79	2:44.63 Entry: 2:45.00	-0.37
	50m: 37.44 100m: 1:19.54 (42.10) 150m: 2:02.87 (43.33) 200m: 2:44.63 (41.76)					
15	 David Stewart	67		0.95	2:46.49 Entry: 2:50.00	-3.51
	50m: 36.73 100m: 1:18.25 (41.52) 150m: 2:02.34 (44.09) 200m: 2:46.49 (44.15)					
16	 Niamh Hogan	26		0.81	2:47.06 Entry: 2:30.00	+17.06
	50m: 36.77 100m: 1:18.83 (42.06) 150m: 2:02.39 (43.56) 200m: 2:47.06 (44.67)					
17	 Zola Mcdonald	42		0.82	2:51.06 Entry: 2:50.00	+1.06
	50m: 38.36 100m: 1:21.36 (43.00) 150m: 2:05.92 (44.56) 200m: 2:51.06 (45.14)					
18	 Amy Robson	36		0.83	2:57.68 Entry: 2:53.00	+4.68
	50m: 41.17 100m: 1:26.96 (45.79) 150m: 2:13.20 (46.24) 200m: 2:57.68 (44.48)					
19	 Glenn Wright	64		0.99	2:58.03 Entry: 3:12.00	-13.97
	50m: 43.02 100m: 1:28.89 (45.87) 150m: 2:14.99 (46.10) 200m: 2:58.03 (43.04)					
20	 Lucy Stanford	51			2:59.46 Entry: 2:50.00	+9.46
	50m: 40.87 100m: 1:25.95 (45.08) 150m: 2:13.38 (47.43) 200m: 2:59.46 (46.08)					
21	 Ian Gunthorp	80			3:06.66 Entry: 3:15.00	-8.34
	50m: 41.67 100m: 1:30.99 (49.32) 150m: 2:22.30 (51.31) 200m: 3:06.66 (44.36)					
22	 Avy Judelson	74			3:11.45 Entry: 3:19.00	-7.55
	50m: 44.08 100m: 1:33.05 (48.97) 150m: 2:22.69 (49.64) 200m: 3:11.45 (48.76)					

23	 Sandra Burrow	75			3:19.04 Entry: 3:39.51 -20.47
	50m: 44.03 100m: 1:34.12 (50.09) 150m: 2:26.63 (52.51) 200m: 3:19.04 (52.41)				
24	 Ann Rogerson	71		0.97	3:21.20 Entry: 3:20.00 +1.20
	50m: 45.39 100m: 1:36.89 (51.50) 150m: 2:29.54 (52.65) 200m: 3:21.20 (51.66)				
25	 Emma Kong	40		0.91	3:22.39 Entry: 3:26.00 -3.61
	50m: 42.96 100m: 1:35.27 (52.31) 150m: 2:30.26 (54.99) 200m: 3:22.39 (52.13)				
26	 Megan Agnew	46			3:28.75 Entry: 3:50.00 -21.25
	50m: 48.12 100m: 1:39.71 (51.59) 150m: 2:34.64 (54.93) 200m: 3:28.75 (54.11)				
27	 Charmayne Joh	74			4:32.37 Entry: 4:30.00 +2.37
	50m: 51.81 100m: 1:59.16 (1:07.35) 150m: 3:14.75 (1:15.59) 200m: 4:32.37 (1:17.62)				
28	 Marg Milne	79			4:58.08 Entry: 5:00.00 -1.92
	50m: 1:06.77 100m: 2:24.38 (1:17.61) 150m: 3:42.98 (1:18.60) 200m: 4:58.08 (1:15.10)				
29	 Cheree Dodkin	47			7:29.68 Entry: 8:00.00 -30.32
	50m: 1:38.59 100m: 3:32.63 (1:54.04) 150m: 5:32.80 (2:00.17) 200m: 7:29.68 (1:56.88)				
-	 Ethan Grantham	25			DNS
-	 Eleanor Griffiths	48			DNS
-	 Megan Wilson	63			DNS
-	 Calvin Braybroc	18			DNS
-	 Robyn Crotty	65			DNS